


TIP SHEET

NO. 023

BENCHHOOK FOR SQUARE CUTS


Top

Make the hook any size that's convenient. 8" (200mm) is a good general size. The platform should be thin, stable material and the fence can be any solid wood at least 1" (25 mm) square.

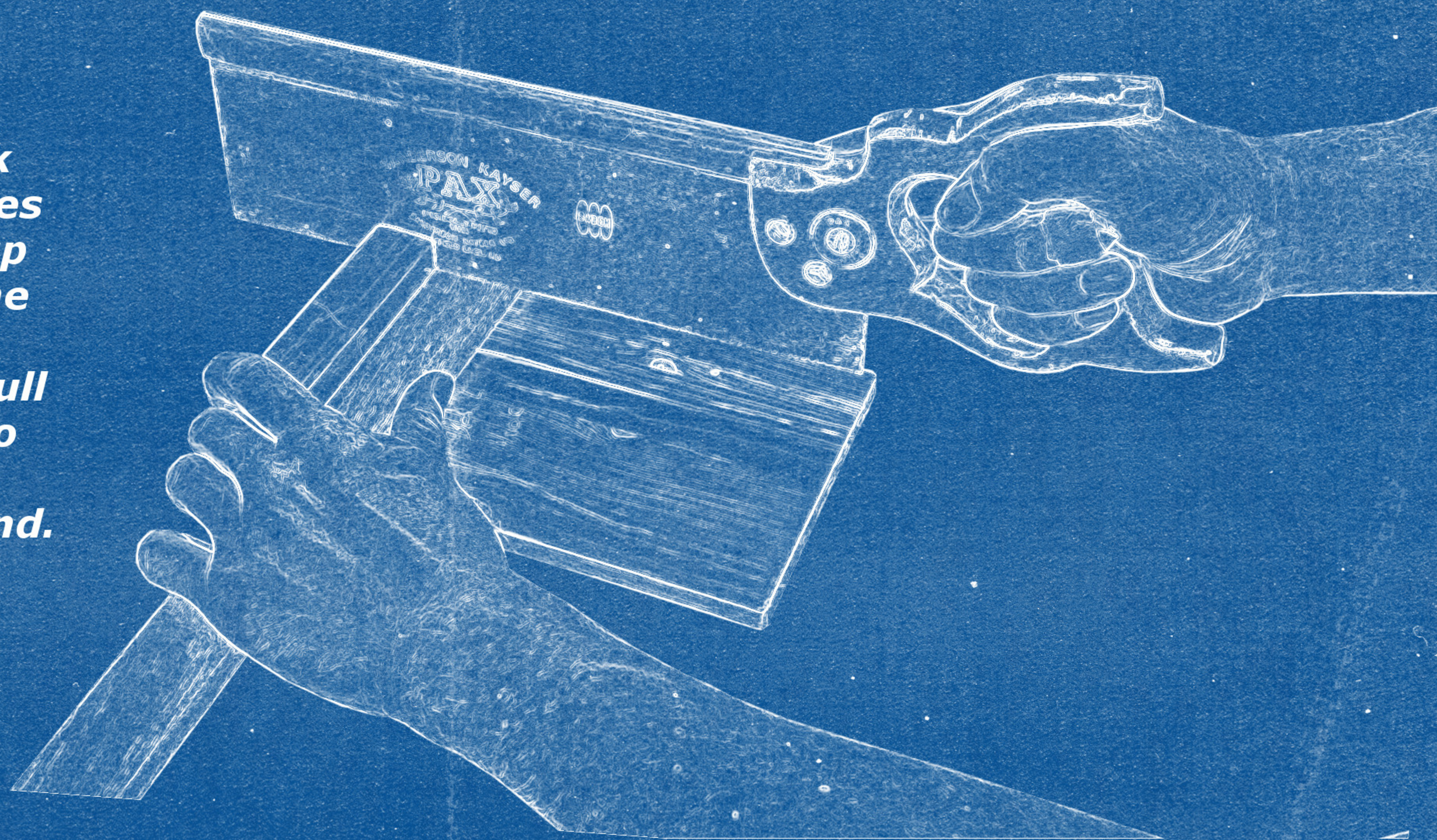


Bottom

The cleat is made of the same material as the fence. To use the hook with both push and pull saws, locate the cleat about 3" (75 mm) from the lower edge.



To use the hook, mark your stock on two faces and line your marks up with the fence. Use the edge of your fence to guide your saw and pull the stock and saw into the fence with the thumb of your left hand.



Get the plans here

Watch the video here



www.rexkrueger.com



@rexkrueger